

How to Add Resources and Activities to a Course:

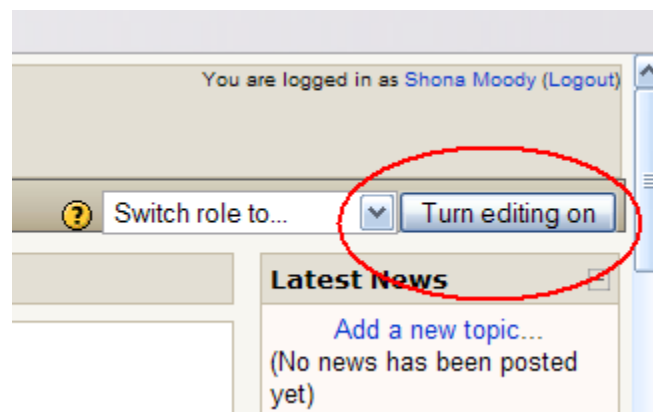
Resources are instructional and informational items you provide to your students. They might include pages, links, files, etc.

Activities are either performed by participants to attain a certain learning objective, or they are created to help participants perform their learning activities. They include but are not limited to journals, lessons, quizzes, assignments, glossaries, and communication tools.

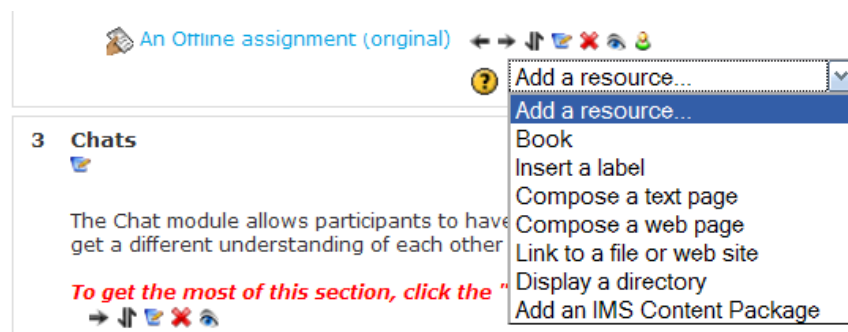
Resources:

All resources are created the same way. Just follow these steps.

1. Log into your course and select "turn editing on" which is found near the top right corner of your course. (See example below.)



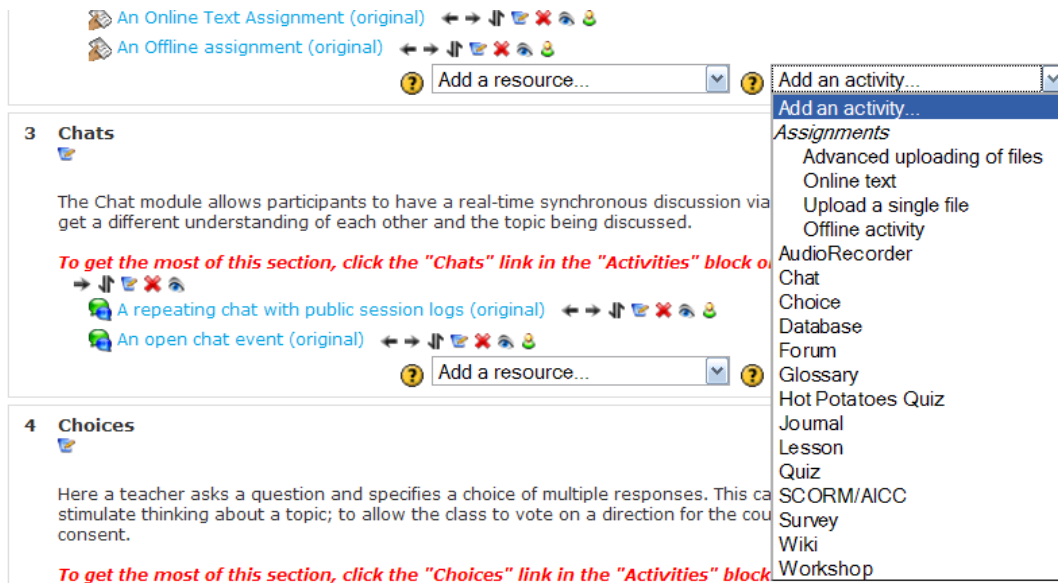
2. In the topic or week in which you would like to create a new resource, select the "Add a resource" button and choose the resource you wish to add.



Activities:

All activities are created the same way. Just follow these steps.

1. If you haven't already done so, log into your course and "turn editing on".
2. In the topic or week in which you would like to create a new activity, select the "Add an activity" button and choose the activity you wish to add.



The screenshot shows a Moodle course page with two activity blocks. The first block is titled "3 Chats" and contains two chat activity options: "A repeating chat with public session logs (original)" and "An open chat event (original)". The second block is titled "4 Choices" and contains a description of the choice activity. A dropdown menu is open over the "Add an activity..." button, listing various activity types such as Assignments, AudioRecorder, Chat, Choice, Database, Forum, Glossary, Hot Potatoes Quiz, Journal, Lesson, Quiz, SCORM/AICC, Survey, Wiki, and Workshop.

An Online Text Assignment (original) ↔ ↕ 🗑️ 👤

An Offline assignment (original) ↔ ↕ 🗑️ 👤

ⓧ Add a resource... ⓧ Add an activity...

3 Chats

The Chat module allows participants to have a real-time synchronous discussion via get a different understanding of each other and the topic being discussed.

To get the most of this section, click the "Chats" link in the "Activities" block o

→ ↕ 🗑️ 👤

A repeating chat with public session logs (original) ↔ ↕ 🗑️ 👤

An open chat event (original) ↔ ↕ 🗑️ 👤

ⓧ Add a resource... ⓧ Add an activity...

4 Choices

Here a teacher asks a question and specifies a choice of multiple responses. This ca stimulate thinking about a topic; to allow the class to vote on a direction for the cou consent.

To get the most of this section, click the "Choices" link in the "Activities" block

Add an activity...

- Assignments
- Advanced uploading of files
- Online text
- Upload a single file
- Offline activity
- AudioRecorder
- Chat
- Choice
- Database
- Forum
- Glossary
- Hot Potatoes Quiz
- Journal
- Lesson
- Quiz
- SCORM/AICC
- Survey
- Wiki
- Workshop